



Standard Franco Garda Sling

References PFFG011

MU-ESFG-1 Edition 05/2013



USAGE MANUAL for winching operations

Before any use, read this information carefully and do not throw it away.

TSL RESCUE

9, Rue du Pré Faucon - PAE Les Glaisins
74940 ANNECY le VIEUX (France)
Tél.: +33(0)4 50 02 80 29 - Fax: +33(0)4 50 01 28 97
E-Mail: info@tslrescue.com -
www.tslrescue.com

1. Introduction

The sling is the accessory which allows the Franco Garda stretcher to be used for winching. The Franco Garda standard sling consists of four rope strands connected by a delta link.

2. Warning

The safety of rescuers and those being rescued depends correct use of the sling. Any person using it is required to have familiarised themselves with the usage manual and have undergone practical training.

The Franco Garda sling can be used only with the Franco Garda stretcher and in accordance with its specific use.

The sling is designed to ensure completely safe winching of the Franco Garda stretcher. Its technical characteristics are the result of development and tests undertaken specifically for this use.

The full piece must not be disassembled and must only be used according to the indications in the usage manual.

3. Conditions of Use

In order to guarantee the correct functioning of the sling, follow the precise recommendations contained in this usage manual.

Important:

- Do not use the sling for any purpose other than the one specified in this manual,
- Never begin an operation without conducting a preliminary check of the condition of all parts of the sling,
- Seek the advice of a TSL RESCUE technician if any anomalies are observed,
- Replace a part exclusively with an original part or a part certified as compatible by TSL RESCUE,
- Never assemble the parts in any manner other than the one described in this manual.

4. Presentation

The Franco Garda Standard Sling includes:

- 1 A delta link
- 2 Two front strands with red seam covers
- 3 Two back strands with black seam covers
- 4 Four auto-locking carabiners

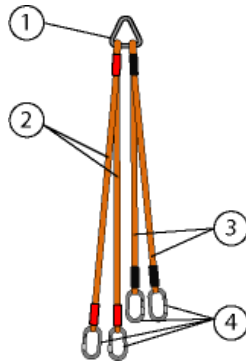


Figure 1

5. Performance

Central triangular link Ø 10 mm in stainless steel.

100 % polyester textile webbing strands

- red at the front, 69 cm in length
- black at the back, 59 cm in length

Breaking load BL = 2850 daN

Safe Working Load SWL = 200 daN

Aluminium auto-locking carabiner

Overall weight: 740 g

6. Product Identification

The product label is designed for each pair of red and black strands of the sling.

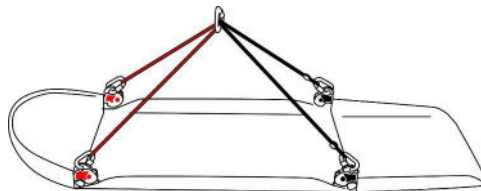
It includes:

- The product reference.
- The date of manufacture.

Each pair of strands has its own series number. The sling's series number corresponds to the series numbers of both pairs of red and black strands.

7.1 Attachment of the sling to the Franco Garda stretcher.

Figure 2



- The red strands of the sling must be clipped to the front hinge lugs marked in red on the stretcher (Figures 2 and 3).

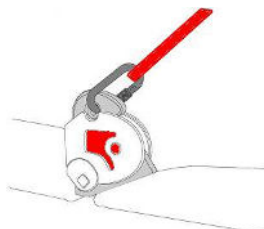


Figure 3

- The black strands of the sling must be clipped to the back hinge lugs marked in black on the stretcher (Figures 2 and 3).

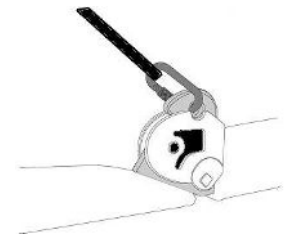


Figure 4

7. Use of the Sling

- For winching against a wall or any other obstacle, the carabiner openings must be oriented towards the inner side of the stretcher (Figure 6).



Figure 6

- The strands must not be twisted or knotted (Figure 7).



Figure 7

- The delta link must be correctly closed (Figure 8).

Torque: 7 (N.m)



Figure 8

- Do not attach any additional load to the delta link, the carabiners, or the strands (Figures 9; 10 and 11).



Figure 9



Figure 10



Figure 11

